

Investigation of game perceptions of elementary school students through the pictures they draw in the context of social powers

Yahya Hıçyılmaz *, Faculty of Education, Fine Arts Education, University of Centenary Van, Van, 65080, Turkey
<https://orcid.org/0000-0003-3453-9998>

Suggested Citation:

Hıçyılmaz, Y. (2020). Investigation of game perceptions of elementary school students through the pictures they draw in the context of social powers. *Cypriot Journal of Educational Science*. 15(2), 369-385.
<https://orcid.org/0000-0003-3453-9998>

Received from February 12, 2020; revised from March 18, 2020; accepted from April 2, 2020.

Selection and peer review under responsibility of Prof. Dr. Huseyin Uzunboylu, Higher Education Planning, Supervision, Accreditation and Coordination Board, Nicosia, Cyprus.

©2020 United World Center of Research Innovation and Publication. All rights reserved.

Abstract

This study aims to investigate the perception of games in students who study in the elementary school period through the pictures they draw in the context of social powers. In this study, the phenomenology design, one of the qualitative research designs, was used. The study group of the research consisted of a total of 1,818 students, who studied in 23 elementary schools in the Marmara, Black Sea, Central Anatolia and Eastern Anatolia regions. Within this scope, after providing the students with the required materials, the question, 'What do you think about when you hear "games"?', was asked and they were asked to draw a picture with the theme, games. The data obtained in this framework were analysed through content analysis. According to the obtained findings, it is suggested that the playgrounds enjoyed by the children should be regulated to develop their social skills.

Keywords: Elementary school, students, children's drawings, social power, game, perception.

* ADDRESS FOR CORRESPONDENCE: **Yahya, Hıçyılmaz**, Faculty of Education, University of Centenary Van, Van, Turkey
E-mail address: yahya-04@windowlive.com

1. Introduction

When the term, game, is stated, the first image that comes to mind is generally children. Games arise as a natural activity of children. Especially in early childhood, games are used as tools for learning. At the same time, games enable children to gain a social identity (Kocyigit, Tugluk & Kok, 2007). Within this scope, games are important tools that prepare children for adulthood, contribute to the development of various motor skills and enable them to express their feelings (Bulut & Yilmaz, 2008; Cetinkaya, 2004; Hicyilmaz, 2015; Swindells & Stagnitti, 2006).

Playing games is one of the basic needs of children. Children can play any game, anywhere to meet this need. Within this scope, games can be defined as activities that children enjoy. Children's drawings are generally known as a natural activity that they enjoy (Katz & Hamama, 2013). Accordingly, it can be stated that children's drawing activity passes in the zone of games. The drawings that children use as a plain tool of expression in terms of expressing themselves to adults and peers develop along with cognitive and affective development. Verbal expressions are not needed during drawing. Children know how to draw before they master verbal expressions in their native languages (Ligorio, Schwartz, D'aprile & Philhour, 2017). Therefore, children who have limited verbal abilities and vocabulary can easily express themselves via drawings. Within this context, children's drawings can be significant tools in getting to know children (Yavuzer, 2005).

The social behaviours and skills required in children's lives can develop via games (Durualp & Aral, 2010; Lifter, Foster-Sand, Arzamarski, Briesch & McClure, 2011; Saracho & Spodek, 1995). At the same time, games enable children to gain information about themselves (Basal, 2007; Swindells & Stagnitti, 2006; Yasar & Paksoy, 2011). 'Because the drawings created spontaneously reflect their inner worlds, they can reflect children's development in detail when analysed exclusively' (Yavuzer, 2005, p. 11). Accordingly, it can be stated that games and children's pictures assume the role of a mirror in terms of understanding children (Hicyilmaz, 2015).

Questionnaires can collect a significant amount of data from children in semi-structured interview forms. However, because standard evaluation forms fall short in terms of determining students' perceptions, drawings can be used as a method (Rose & Unni, 2018). Within this scope, drawings of children can provide rich data for visual research. Visual data can be analysed as a type of text (Bland, 2012). It is a fact that the individuals do not express themselves only through speaking and writing (Alerby & Bergmark, 2012). Therefore, when children's drawings are used together with methods, such as speaking and writing, it is possible to understand their emotions, thoughts or perceptions towards anything (Chandler, 2002; Coates, 2002; Ozsoy & Ahi, 2014). Diem-Wille (2001) stated that drawings are more powerful than words in terms of determining individuals' perceptions, beliefs or attitudes.

Pictures carry traces of tools that are effective in developing children in social terms. These tools are identified with social powers. The concept, social power, is expressed in the literature as social tools or social agents. According to Seven (2013), family, peers, school and media are significant tools in individuals' socialisation. From these tools, it can be stated that the human factor can be included in the socialisation of individuals, while the environment or a functional object can also be included. From this point of view, children's drawings can be used as a method to determine the dominant social power in children's perception of games and the types of games clarified in their minds.

Various studies on children's drawings have been conducted to date in Turkey (Ahi, Cingi & Kildan, 2016; Akbulut & Saban, 2012; Ersoy & Turkkkan, 2009; Daglioglu, 2011; Guven, 2017; Hicyilmaz, Inci & Seven, 2015; Kesicioglu & Deniz, 2014; Ozsoy & Ahi, 2014; Seker & Sine, 2012; Tas, Aslan & Sayek, 2006; Temel & Gullu, 2016; Yalcin & Erginer, 2014; Yasar & Paksoy, 2011; Yilmaz & Kahraman, 2015). These studies were rather conducted to determine the images formed in children's minds, such as teachers, violence, news, doctors, televisions, families, environments, physical education teachers, school principals, science and nature. In international studies, it was observed that the subjects investigated included matters, such as students' perceptions of classrooms (Farmer, Spearman, Qian,

Leonard & Rosenblith, 2018), children's perception regarding the use of digital media in preschool education (Mertala, 2016), children's perception towards determining their own learning processes (Ligorio et al., 2017), children's perceptions towards the ideal learning environment (Bland & Sharma-Brymer, 2012), determining students' perception of learning according to classroom levels (Hsieh & Tsai, 2018) or determining students' understanding of learning science by the drawing method (Hsieh & Tsai, 2017). Within this framework, it can be stated the number of national and international studies conducted based on children's drawings were increased. However, it was encountered that there was no study conducted to determine the dominant social powers and game images formed in the minds of students, who study at the elementary school period, through drawings. Thus, this study has importance in terms of contributing to the current limitation of the literature.

In this study, it was aimed to investigate the game perceptions of students, who study at the elementary school period, through pictures in the context of social powers. For this purpose, answers were sought for the following questions:

1. Do the dominant social powers in game-themed drawings of students differ according to their genders and classroom levels?
2. Do the types of games drawn by the students differ according to their genders and classroom levels?
3. What type of distribution do the types of games drawn by students demonstrate according to social power?
4. Do the environmental perceptions clarified in game-themed drawings of students differ according to their genders and classroom levels?

2. Method

2.1. Research design

In this study, the phenomenology design, one of the qualitative research designs, was used. Phenomenology aims to determine individuals' experiences regarding a phenomenon, namely, their conscious experiences and perceptions (Christensen, Johnson & Turner, 2011; Yildirim & Simsek, 2011).

2.2. Study group

This study was conducted with a total of 1,818 students, who studied in 23 elementary schools in the Marmara, Black Sea, Central Anatolian and Eastern Anatolian regions of Turkey during the fall season of the 2018–2019 education period. It was, especially, focused to choose schools with different socioeconomic properties. Accordingly, the maximum variation sampling method, one of purposive sampling methods, was used. By using this approach, as the basis, it was aimed to explore the main theme that covers several variations regarding the subject in question. Furthermore, it was ensured that the students participated in the study based on the principle of volunteerism. The students who did not wish to participate in the study were directed to draw anything they wanted. The demographic information of the students included in the study group of the study was presented in Table 1.

Table 1. Demographic information distribution of the study group

Demographic properties		N	%
Gender	Male	906	49.8
	Female	912	50.2
Classroom level	First Grade	434	23.9
	Second Grade	467	25.7
	Third Grade	467	25.7
	Fourth Grade	450	24.8
Total		1818	100

Table 1 illustrates that 49.8% of the students were males, while 50.2% of them were females and 23.9% of them studied in first grade followed by 25.7% in second grade, 25.7% in third grade and 24.8% in fourth grade. Accordingly, it can be stated that the students constituting the study group had a balanced distribution in terms of gender and classroom levels.

2.3. Data collection tool

To determine the dominant social power in game perceptions and types of games clarified in the mind of students, who studied in the elementary school period, the drawing method was used as the data collection tool. It is known that the drawing is a natural way for children to express themselves to us. Within this context, Malchiodi (1998) stated that children express their feelings and thoughts to us through the drawings. This method presents a significant source to evaluate children’s feelings and thoughts about the world. This is because children enjoy drawing without exhibiting a symptom of stress (Barraza, 1999). Therefore, it is believed that the drawing method was a sound way for this study.

2.4. Data collection process

This study was conducted within the context of the visual arts course in coordination with classroom and visual arts teachers. Before data collection, data collection and implementation instructions were created. Accordingly, the students participating in the study were handed out A4-sized drawing papers. The required materials were provided for students who did not have them. The question, ‘What do you think about when you hear “games”?’, was written on the board. Then, the students were asked to draw a game-themed picture. The drawing was completed approximately in a lesson time. During the implementation, it was, especially, focused that there was no intervention. At the same time, it was stated that the drawings would not be evaluated for grades on any account. Then, the students were asked to fill the backside of their drawings with their demographic information and explain the drawings with answers for certain questions (Who are the people in drawings?, Where is the environment?, Which game did you draw?, etc.).

2.5. Pilot study

This study was aimed at students who were studying in the elementary school period and aged between 6 and 10 years. Prior to the data collection, from the students in this age group, a pilot study was conducted with students who studied in school with different socioeconomic structures. In the pilot study, visual data were collated from a total of 102 students, which included 24 first-grade students, 20 second-grade students, 28 third-grade students and 30 fourth-grade students. 48% of the students that constituted the pilot study group were females, while 52% of them were males. In conclusion, it was observed that the children in this age group correctly comprehended the specified instructions and conducted their drawings according to the instructions. The students included in the pilot study were not included in the subsequent study.





2.6. Data analysis



The data obtained were analysed by the content analysis method, which is one of the qualitative analysis methods. Accordingly, it was decided to examine the visual data by two researchers. For the points of disagreements, the opinion of a third expert was referred. The researchers were chosen from expert individuals from the fields of visual arts education and classroom teaching.

The data obtained from the pilot study were entirely examined according to a certain arrangement. Then, the data (Pictures) that were not related to the subject were eliminated. The coding was conducted by constantly comparing the written texts and visual data obtained from the students. Written texts help in understanding and analysing the visual data. They also eliminate researchers' biased perceptions. Within this scope, the data triangulation method (drawing and interview method) was adopted to ensure the validity and reliability of the study. Triangulation is the practice of using the data, which are obtained from the participants with different properties, to verify each other (Yildirim & Simsek, 2011). The data that were coded in different ways were discussed and a draft theme and a code list were created. A certain part of the visuals included images regarding a single code while other visuals included images with more than one image. The obtained codes were classified into three themes (social power, types of games and environmental perception). Then, it was continued with the analysis of the data obtained from the study group. The visual data collected from the study group underwent prescreening by examining whether the students drew them according to the instructions. In the next step, the drawings of the male students were formulised as E1 and E2, while the drawings of female students were formulised as K1 and K2. According to a certain arrangement, the data were examined thoroughly. By way of expert agreement, it was decided to include new codes to the theme, types of games. Then, in consensus, the last version of the theme and code list was formed. The codes and themes were presented in detail in the following.

The dominant social power theme in the game-themed drawings of students was formed within the framework of Seven (2013) regarding the concept of social power. Family, peers, school and media are expressed as the main social powers. Each social power was approached as a code. In line with the data obtained in the pilot study, the themes, 'family-peers' and 'peers-media', were included in this theme. Then, it was observed that the data obtained from the study group supported the draft theme and code list that was prepared. In Table 2, the codes belonging to the theme, social power and explanations of these codes along with example drawings were presented.

Table 2. Codes belonging to social power theme and explanations and example drawings for these codes drawings

Code	Explanation	Example drawing
Family	This code was assigned to drawings with family and members of the family.	
Student explanation	'My mother, me and my sister are playing games...' (K47).	
Peers	This code was assigned to the drawings with peer groups.	
Student explanation	'We are playing football with my friends' (E2).	
School	This code was assigned to drawings that included teachers, education program and peers within school borders.	Student explanation
Student explanation	'We are playing hide and seek in school' (E12).	
Media	This code was assigned to drawings with tools such as digital games, television, tablet computers and cell phones.	
Student explanation	'I am choosing and playing games with a gaming console' (K32).	

Family-Peers	This coding was assigned to drawings that included family and peers together.	
Student explanation	'My friends came to our house. We skipped ropes with my sister and friends' (K667).	
Peers-Media	This code was assigned to drawings that included peers and media tools together or drawings where digital games were played cooperatively.	
Student explanation	'We are playing PlayStation with my friend' (E420).	

The theme, types of games that are clarified in students' minds, was created by making use of the study conducted by Hicyilmaz (2015). In line with the data obtained from the pilot study, 15 codes were placed under this theme. Then, as a result of the data obtained from the study group, new codes were added and a total of 22 codes were classified under this theme.

The theme, which was designated as the environmental perception that was clarified in the mind of students in their game-themed drawings, was determined as seven codes according to the data obtained from the pilot study. Then, it was observed that the data obtained from the study group verified the draft code list prepared. No new code was added. As it stands, the draft code was finalised by the researcher. The coding regarding this theme was conducted as shown in Table 3.

Table 3. Codes belonging to the environmental perceptions that were clarified in the game-themed pictures of students

Code	Explanation
House	This code was assigned to the drawings that were in a house and within the border a yard.
School	This code was assigned to the drawings that were related to schools (playgrounds, classrooms, buildings, teachers, students, etc.)
Park	This code was assigned to all drawings regarding park areas.
Street	This code was assigned to all drawings regarding streets.
Natural environment	This code was assigned to green areas, where no structure, such as beaches, pools or buildings, existed.
Football field	This code was only assigned to the drawings that had a football field shape.
Basketball field	This code was only assigned to the drawings that had a basketball field shape.
Digital environment	This code was assigned to the drawings of environments that were inspired by the media.

3. Findings

3.1. Findings about the first sub-question of research that ‘Do the dominant social powers in game-themed drawings of students differ according to their genders and classroom levels?’

Table 4. Distribution of the dominant social power in game-themed drawings of students according to their genders and classroom levels

Variables	f/%	Social power						Total
		Family	Peers	School	Media	Family-Peers	Peers-Media	
Female	f	183	408	214	44	50	7	906
	%	20.2	45.0	23.6	4.9	5.5	.8	100
Male	f	105	346	174	214	42	31	912
	%	11.5	37.9	19.1	23.5	4.6	3.4	100
Total	f	288	754	388	258	92	38	1818
	%	15.8	41.5	21.3	14.2	5.1	2.1	100
First grade	f	106	147	90	65	18	8	434
	%	24.4	33.9	20.7	15	4.1	1.8	100
Second grade	f	84	201	107	55	12	8	467
	%	18	43	22.9	11.8	2.6	1.7	100
Third grade	f	41	202	102	78	35	9	467
	%	8.8	43.3	21.8	16.7	7.5	1.9	100
Fourth grade	f	57	204	89	60	27	13	450
	%	12.7	45.3	19.8	13.3	6	2.9	100
Total	f	288	754	388	258	92	38	1818
	%	15.8	41.5	21.3	14.2	5.1	2.1	100

Table 4 illustrates that the dominant social power in the students’ game-themed drawings was peers (41.5%). In terms of dominant social power, it was observed that the theme, peers, was followed by school (21.3%), family (15.8%), media (14.2%), family-peers (5.1%) and peers-media (2.1%), respectively.

Table 4 illustrates in terms of gender distributions, it was observed that the perceptual difference was rather observed in drawings where family and media were the dominant social powers. It was determined that females (20.2%) drew more pictures where the family was the dominant social power compared to males (11.5%). It was also observed that males (23.5%) drew more pictures where media was the dominant social power compared to females (4.9%).

Table 4 illustrates in terms of classroom level, it was observed that the perceptual difference was observed in drawings where the family was the dominant social power. It was determined that students in first-grade (24.4%) drew more pictures where the family was the dominant social power compared to students in second (18%), third (8.8%) and fourth (12.7%) grades. In addition, it was observed that the students in first-grade (33.9%) drew fewer pictures where peers were the dominant social power compared to students in second (43%), third (43.3%) and fourth (45.3%) grades.

3.2. Findings about the second sub-question of the research that ‘Do the types of games drawn by students differ according to their genders and classroom levels?’

Table 5. Distribution of the types of games drawn by students according to their genders and classroom levels

Game	f/%	Gender		Classroom level				Total
		Female	Male	First grade	Second grade	Third grade	Fourth grade	
Football	f	105	343	87	105	142	114	448
	%	11.6	37.6	20	22.5	30.4	25.3	24.6
Skipping rope	f	227	56	27	69	88	99	283
	%	25.1	6.1	6.2	14.8	18.8	22	15.6
Hide and seek	f	109	98	53	55	58	41	207
	%	12	10.7	12.2	11.8	12.4	9.1	11.4
Basketball	f	20	64	6	28	23	27	84
	%	2.2	7	1.4	6	4.9	6	4.6
Cartoon heroes	f	12	22	20	6	7	1	34
	%	1.3	2.4	4.6	1.3	1.5	0.2	1.9
Hopscotch	f	106	33	35	23	35	46	139
	%	11.7	3.6	8.1	4.9	7.5	10.2	7.6
Volleyball	f	55	34	10	29	14	36	89
	%	6.1	3.7	2.3	6.2	3	8	4.9
Swimming	f	7	16	8	2	2	11	23
	%	0.8	1.8	1.8	0.4	0.4	2.4	1.3
Playing with park equipment	f	125	120	48	41	78	78	245
	%	13.8	13.2	11.1	8.8	16.7	17.3	13.5
Toys	f	51	13	23	20	8	13	64
	%	5.6	1.4	5.3	4.3	1.7	2.9	3.5
Digital games	f	31	118	51	38	34	26	149
	%	3.4	12.9	11.8	8.1	7.3	5.8	8.2
Jackstones	f	4	3	2	1	1	3	7
	%	0.4	0.3	0.5	0.2	0.2	0.7	0.4
Blind man's bluff	f	39	14	5	26	14	8	53
	%	4.3	1.5	1.2	5.6	3	1.8	2.9
Dodgeball	f	27	8	4	14	9	8	35
	%	3	0.9	0.9	3	1.9	1.8	1.9
Tag	f	21	16	20	9	5	3	37
	%	2.3	1.8	4.6	1.9	1.1	0.7	2
Snowball	f	11	7	10	6	1	1	18
	%	1.2	0.8	2.3	1.3	0.2	0.2	1
Dance	f	15	7	8	8	2	4	22
	%	1.7	0.8	1.8	1.7	0.4	0.9	1.2
Musical chairs	f	7	5	2	3	5	2	12
	%	0.8	0.5	0.5	0.6	1.1	0.4	0.7
Kite	f	16	11	11	7	3	6	27
	%	1.8	1.2	2.5	1.5	0.6	1.3	1.5
Handkerchief capture	f	15	6	16	1	0	4	21
	%	1.7	0.7	3.7	0.2	0	0.9	1.2
Table tennis	f	3	8	0	6	1	4	11
	%	0.3	0.9	0	1.3	0.2	0.9	0.6
Chess	f	10	6	4	4	4	4	16
	%	1,1	0,7	0,9	0,9	0,9	0,9	0,9

Table 5 illustrates that 22 different types of games were observed in the drawings of the students. It was also observed that most of the students drew types of games such as football (24.6%), skipping

rope (15.6%), playing with park equipment (13.5%), hide and seek (11.4%), digital games (8.2%), hopscotch (7.6%), volleyball (4.9%) and basketball (4.6%).

Table 5 shows that in terms of gender distribution, it was revealed that the perceptual difference was present at drawings where types of games, such as football, skipping rope, hopscotch, digital games, basketball and toys, were included. Males (37.6%) drew more pictures that covered football games compared to females (11.6%). It was observed that the skipping rope type of game was drawn by 25.1% of the females, while 6.1% of the males drew that type. Hopscotch type of game was drawn by 11.7% of the females and 3.6% of the males. It was determined that males (12.9%) drew more pictures that covered digital games types compared to females (3.4%). Males (7%) drew the basketball type of game compared to females (2.2%). It was also observed that playing with toys type game was drawn by 5.6% of the females and 1.4% of the males.

Table 5 shows that in terms of classroom levels, it was revealed that the perceptual difference was rather observed in pictures where football, skipping rope, playing with park equipment, digital games, volleyball, basketball, blind man's bluff, cartoon heroes and handkerchief capture types of games were drawn. It was determined that students in third-grade drew more pictures with football type of game compared to students in other classroom levels (first grade 20%, second grade 22.5% and fourth grade 25.3%). As the classroom levels of students increased (first grade 6.2%, second grade 14.8%, third grade 18.8% and fourth grade 22%), it was observed that they drew skipping rope type of game more. It was determined that playing with park equipment type of game drawings of students differed depending on their classroom levels (first grade 11.1%, second grade 8.8%, third grade 16.7% and fourth grade 17.3%). It was also determined that the digital game type was drawn fewer as the classroom levels increased (first grade 11.8%, second grade 8.1%, third grade 7.3% and fourth grade 5.8%). In volleyball type game drawings of the students, it was determined there were differences according to classroom levels (first grade 2.3%, second grade 6.2%, third grade 3.4% and fourth grade 8%). For basketball type game, the students in first grade (1.4%) drew fewer pictures compared to students at other classroom levels (second grade 6%, third grade 4.9% and fourth grade 6%). In playing with toys drawings of students, it was determined there were differences according to their classroom levels (first grade 5.3%, second grade 4.3%, third grade 1.7% and fourth grade 2.9%). Similarly, it was determined that blind man's bluff type of game drawings of students differed according to the classroom levels (first grade 1.2%, second grade 5.6%, third grade 3% and fourth grade 1.8%). Furthermore, it was determined that students in first grade (3.7%) drew more pictures with handkerchief capture game compared to students at other classroom levels (second grade 0.2%, third grade 0% and fourth grade 0.9%).

3.3. Findings about the third sub-question of research that 'What type of distribution do the types of games drawn by students demonstrate according to social power?'

Table 6. Distribution of type of games drawn by students according to social power

Type of games	f/%	Family	Peers	School	Media	Family-Peers	Peers-Media	Total
Football	f	49	182	101	89	21	6	448
	%	2.7	10	5.6	4.9	1.2	0.3	24.6
Skipping rope	f	37	151	79	0	16	0	283
	%	2	8.3	4.3	0	0.9	0	15.6
Hide and seek	f	31	123	47	0	6	0	207
	%	1.7	6.8	2.6	0	0.3	0	11.4
Basketball	f	8	29	31	11	3	2	84
	%	0.4	1.6	1.7	0.6	0.2	0.1	4.6
Cartoon heroes	f	0	0	0	34	0	0	34
	%	0	0	0	1.9	0	0	1.9
Hopscotch	f	16	61	55	0	7	0	139
	%	0.9	3.4	3	0	0.4	0	7.6
Volleyball	f	12	39	27	3	7	1	89
	%	0.7	2.1	1.5	0.2	0.4	0.1	4.9
Swimming	f	9	11	0	0	3	0	23
	%	0.5	0.6	0	0	0.2	0	1.3
Playing with park equipment	f	48	152	17	0	28	0	245
	%	2.6	8.4	0.9	0	1.5	0	13.5
Toys	f	46	10	2	0	6	0	64
	%	2.5	0.6	0.1	0	0.3	0	3.5
Digital games	f	0	0	0	118	0	31	149
	%	0	0	0	6.5	0	1.7	8.2
Jackstones	f	0	3	3	0	1	0	7
	%	0	0.2	0.2	0	0.1	0	0.4
Blind man's bluff	f	7	24	18	0	4	0	53
	%	0.4	1.3	1	0	0.2	0	2.9
Dodge ball	f	8	16	11	0	0	0	35
	%	0.4	0.9	0.6	0	0	0	1.9
Tag	f	6	18	11	0	2	0	37
	%	0.3	1	0.6	0	0.1	0	2
Snowball	f	5	12	0	0	0	1	18
	%	0.3	0.7	0	0	0	0.1	1
Dance	f	5	9	6	1	1	0	22
	%	0.3	0.5	0.3	0.1	0.1	0	1.2
Musical chairs	f	1	5	6	0	0	0	12
	%	0.1	0.3	0.3	0	0	0	0.7
Kite	f	9	10	7	0	1	0	27
	%	0.5	0.6	0.4	0	0.1	0	1.5
Handkerchief capture	f	4	1	16	0	0	0	21
	%	0.2	0.1	0.9	0	0	0	1.2
Table tennis	f	1	4	4	1	1	0	11
	%	0.1	0.2	0.2	0.1	0.1	0	0.6
Chess	f	5	2	7	1	1	0	16
	%	0.3	0.1	0.4	0.1	0.1	0	0.9

As it can be seen in Table 6, it was determined that the dominant social power was peers in types of games, such as football (10%), skipping rope (8.3%), hide and seek (6.8%), hopscotch (3.4%), volleyball (2.1%), playing with park equipment (8.4%), blind man's bluff (1.3%), dodge ball (0.9%), tag (1%), snowball (0.7%) and dance (0.5%). Additionally, it was determined that in types of games, such as basketball (1.7%), musical chairs (0.3%), handkerchief capture (0.9%) and chess (0.4%), the dominant

social power was school while family was the dominant social power in toys (2.5%) type of game followed by the media as the dominant social power in the type of games, such as digital games (6.5%) and cartoon heroes (1.9%).

3.4. Findings about the fourth sub-question of research that ‘Do the environmental perceptions clarified in game-themed drawings of students differ according to their genders and classroom levels?’

Table 7. Distribution of students’ environmental perceptions that was clarified in game-themed pictures according to their genders and classroom levels

Environment	f/%	Gender		Classroom Level				Total
		Female	Male	First grade	Second grade	Third grade	Fourth grade	
House	f	180	104	97	77	51	59	284
	%	9.9	5.7	5.3	4.2	2.8	3.2	15.6
School	f	214	175	92	106	99	92	389
	%	11.8	9.6	5.1	5.8	5.4	5.1	21.4
Park	f	148	116	47	47	84	86	264
	%	8.1	6.4	2.6	2.6	4.6	4.7	14.5
Street	f	76	74	57	50	22	21	150
	%	4.2	4.1	3.1	2.8	1.2	1.2	8.3
Natural environment	f	241	146	68	106	102	111	387
	%	13.3	8	3.7	5.8	5.6	6.1	21.3
Football field	f	4	75	9	20	23	27	79
	%	0.2	4.1	0.5	1.1	1.3	1.5	4.3
Basketball field	f	2	13	4	4	4	3	15
	%	0.1	0.7	0.2	0.2	0.2	0.2	0.8
Digital environment	f	41	209	60	57	82	51	250
	%	2.3	11.5	3.3	3.1	4.5	2.8	13.8
Total	f	906	912	434	467	467	450	1818
	%	49.8	50.2	23.9	25.7	25.7	24.8	100

According to the data in Table 7, it was observed that students’ game-themed pictures included more schools (21.4%) and natural environments (21.3%) as environments. It was determined that most of the females drew environments, such as natural environments (13.3%), schools (11.8%), houses (9.9%) and parks (8.1%) in their pictures. It was also determined that males drew environments, such as digital environments (11.5%) and football fields (4.1%). Moreover, it was observed that first-grade students drew more houses (5.3%) and streets (3.1%) in their environment drawings, while second-grade students drew more schools (5.8%) and natural environments (5.8%). It was also observed that students in third grade drew more digital environments (5.8%), while students in fourth grade drew more parks (4.7%) and football fields (1.5%).

4. Discussion, conclusion and suggestions

Socialisation occurs within a certain process. In this process, the development level and psychological characteristics of individuals are also affected. In addition, social powers, such as family, school, peers and media play roles in individuals’ socialisation (Seven, 2013). Determining the social powers effective in students’ socialisation is believed to be effective in raising mentally healthy people. Within this scope, when the findings regarding the first sub-problem of the study were examined, it was determined that the dominant social power in the students’ game-themed pictures

was peers (41.5%). Peer relationships play important roles in children's learning and gaining positive interpersonal communications (Seven, 2013). Therefore, it can be stated that peers, which is one of the social figures, play vital roles in students' games. According to the findings of the first sub-problem, one of the most important results was the fact that the media and family social powers had significant differences in terms of gender and classroom levels. In game-themed pictures drawn by the students, it was concluded that females drew pictures where family social power was more effective compared to males, while males drew pictures where media social power was more effective compared to females. Furthermore, first-grade students drew more pictures where family social power was covered compared to students at other classroom levels. In the most critical periods of human life, family is expressed under the influence of social power. Family can affect children's future socialisation positively or negatively. Within this framework, according to the results obtained, it can be stated that as the ages and classroom levels of students increased, the social power of family was decreased, and based on this, different social powers could become effective. Moreover, it can be expressed that in game-themed pictures, the differentiation of social power depending on students' gender roles is a natural process.

When the findings of the second sub-problem of the study were examined, it was concluded that the students drew 22 different types of games. Children in the elementary school period view everything as an opportunity for games (Glenn, Knight, Holt & Spence, 2013). Thus, children perceive an entertaining situation as a game (Kocyigit & Baydilek, 2015; Miller & Kuhaneck, 2008; Pilten & Pilten, 2013). Accordingly, it can be stated that children in the elementary school period perceived certain activities like games and drew them. One of the most important results of the second sub-problem is that the students drew the football (24.6%) type of game more compared to other games. Eristi (2010) explains this situation with the widespread characteristic of football in popular culture. In studies conducted by Hicyilmaz (2015), and Temel and Gullu (2016), this finding was supported. Within this scope, it can be stated that football type of games became popular for students, due to students' communication with each other and the effects of the media. Thus, this situation affects students' game-themed drawings.

When students' drawings were investigated in terms of gender, it was observed that males drew football (37.6%) and digital game (11.7%) type of games, while females drew pictures that covered game types, such as skipping rope (25.3%) and hopscotch (11.7%). The difference in terms of gender also shows itself in many fields of life (Blakemore, Berenbaum & Liben, 2009). It is known that males and females traditionally differ in terms of choosing toys (Cuceloglu, 2002; Weisgram, Fulcher & Dinella, 2014). Within this context, it can be stated that it is a natural conclusion that there is a difference between the types of games drawn by students differ depending on gender. In a study conducted by Pilten and Pilten (2013), it was observed that the types of games played by children differed depending on the gender. In a study conducted by Kaya, Karakas, Pacaci and Erzeybek (2017), it was reported that females liked playing house games more while males liked playing computer games more. Accordingly, these findings coincide with the findings of our study.

One of the most important conclusions of the second sub-problem of the study is that as the classroom levels of the students increased, types of games, such as football, playing with park equipment and skipping rope were drawn more. Additionally, it was concluded that as the classroom levels increased, cartoon heroes and digital game types, where the effects of digital media culture are present, were drawn fewer. However, in a study conducted by Sapsaglam (2018), it was observed that as the age group increased, children were more interested in digital games. Prensky (2011) stated that the age factor was an important one for children in their preference for digital games. These results contradict the findings of our study. With reference to the findings of the second sub-problem, it can be stated that age, mental development, experience or education level of students can affect the types of games they draw.

When the findings of the third sub-problem of the study were examined, it was determined that the dominant social power was peers in types of games, such as football, skipping rope, hide and seek,

hopscotch, volleyball, playing with park equipment, blind man's bluff, dodge ball, tag, snowball and dance. Furthermore, it was concluded that the dominant social power was school in types of games, such as basketball, musical chairs, handkerchief capture and chess while family was the dominant social power in toys type of games followed by the media as the dominant social power in type of games, such as cartoon heroes and digital games. Especially, in the football game type drawn by the students, it was determined that the media also had a powerful effect in addition to the other social powers. Accordingly, it can be stated that different social powers were effective in the pictures drawn by students according to the types of games. Considering the fact that socialisation is a process, determining the social powers effective in this process is important in order to raise compatible people (Seven, 2013).

Children can view almost everywhere as a playground, including streets and natural environments (Holt, Lee, Millar & Spence, 2015). Accordingly, when the findings of the fourth sub-problem of the study were examined, it was observed that the children drew different environments, such as houses, schools, parks, streets, natural environments, football fields, basketball fields and digital environments. Furthermore, it was concluded that the students drew schools and natural environments more. In a study conducted by Kaya et al. (2017), it was observed that the most commonly preferred playgrounds for children included parks and yards. In a study conducted by Candan, Kaya and Erzeybek (2013), it was observed that yards and streets stood out as playgrounds. It can be stated that these findings support the results of our study in a way. It was determined that most of the females included natural environments (13.3%) in their pictures while males included digital environments (11.5%) in their pictures. Moreover, it was concluded that first-grade students included more houses (5.3%) in their pictures while second-grade students included schools (5.8%) and natural environments (5.8%). It was also observed that third-grade students drew more digital environments (5.8%) while students in fourth grade covered more parks (4.7%). Within this context, it can be stated that depending on the socialisation process of students, their preferences of environment drawings differ according to their classroom levels.

Considering the conclusions of the study, it can be stated that socialisation is a process and difference social powers can be effective in this process depending on genders and classroom levels. Students need to experience a positive socialisation process in order to adapt to social norms. Accordingly, we can state that important duties fall onto the shoulders of families and teachers. In order to reduce the negative effects of media in children for whom media has effective social powers, the control of media tools should be ensured. Furthermore, it is believed that families should guide children in choosing their peers. Within this framework, potential damages to the social skills of children in game environments that they enjoy can be prevented. For children to socialise in a positive way, experts and architects of child development should build safe and comfortable playgrounds within cooperation.

References

- Ahi, B., Cingi, M. A. & Kildan, A. O. (2016). 48-60 Aylık çocukların öğretmen kavramına yönelik algılarının çizimler aracılığıyla incelenmesi [Examining 48-60 months old children's perceptions about teacher concept by analyzing their drawings]. *Elementary Education Online*, 15(1), 77-90. <http://dx.doi.org/10.17051/ieo.2016.97994>
- Akbulut, M. G. & Saban, A. (2012). İlköğretim öğrencilerinin şiddetle ilgili algılarının çizdikleri resimler aracılığıyla incelenmesi [An investigation of primary school students' perceptions of violence revealed through their drawings]. *Turkish Journal of Education*, 1(1), 21-37. <https://doi.org/10.19128/turje.181040>
- Alerby, E. & Bergmark, U. (2012). What can an image tell? Challenges and benefits of using visual art as a research method to voice lived experiences of students and teachers. *Journal of Arts and Humanities*, 1(1), 95-104. <https://doi.org/10.18533/journal.v1i1.9>
- Barraza, L. (1999). Children's drawings about the environment. *Environmental Education Research*, 5(1), 49-66. <https://doi.org/10.1080/1350462990050103>
- Basal, H. A. (2007). Geçmiş yıllarda Türkiye'de çocuklar tarafından oynanan çocuk oyunları [Kids games played by children in Turkey in the past year]. *Uludağ Üniversitesi Eğitim Fakültesi Dergisi*, 20(2), 243-266. Retrieved from

Hicyilmaz, Y. (2020). Investigation of game perceptions of elementary school students through the pictures they draw in the context of social powers. *Cypriot Journal of Educational Science*, 15(2), 369-385. <https://orcid.org/0000-0003-3453-9998>

<https://dergipark.org.tr/en/pub/uefad/issue/16686/173392>

- Blakemore, J., Berenbaum, S. A. & Liben, L. S. (2009). *Gender development*. New York, NY: Psychology Press.
- Bland, D. (2012). Analysing children's drawings: applied imagination. *International Journal of Research & Method in Education*, 35(3), 235-242. <https://doi.org/10.1080/1743727X.2012.717432>
- Bland, D. & Sharma-Brymer, V. (2012). Imagination in school children's choice of their learning environment: an Australian study. *International Journal of Educational Research*, 56, 75-88. <https://doi.org/10.1016/j.ijer.2012.06.002>
- Bulut, Z. & Yılmaz, S. (2008). Permaculture playgrounds as a new design approach for sustainable society. *International Journal of Natural & Engineering Sciences*, 2(2), 35-40. Retrieved from <http://citeseerx.ist.psu.edu/viewdoc/download?doi=10.1.1.464.9385&rep=rep1&type=pdf>
- Candan, N., Kaya, F. & Erzeybek, M.S. (2013, Aralık). Farklı okul turundeki öğrencilerin çocuk oyunlarına ilişkin görüşlerinin incelenmesi [Examination of the views of different school type students on children's games]. ICHPER•SD Dünya Kongresinden sunulmuş bildiri, İstanbul, Türkiye.
- Chandler, D. (2002). *Textual interactions*. In *Semiotics: the basics*. London, UK: Routledge.
- Christensen, L. B., Johnson, R. B. & Turner, L. A. (2011). *Research methods, design, and analysis* (11th ed.). Boston, MA: Pearson.
- Coates, E. (2002). 'I forgot the sky' children's stories contained within their drawings. *International Journal of Early Years*, 10(1), 21-35. <https://doi.org/10.1080/09669760220114827>
- Cuceloglu, D. (2002). *İnsan ve davranış [Man and his behavior]*. İstanbul, Turkey: Remzi Kitabevi.
- Cetinkaya, B. (2004). *Ruhsal açıdan sağlıklı aile sağlıklı çocuk [Spiritually healthy family healthy child]*. Ankara, Turkey: Pegem Yayıncılık.
- Daglioglu, H. E. & Deniz, U. (2011). Okul öncesi dönem çocuklarının insan figuru çizimlerinin gelişimsel açıdan cinsiyete göre incelenmesi [A study on human figure drawings of preschool students and their differences showed by gender]. *Elektronik Sosyal Bilimler Dergisi*, 10(35), 16-30. Retrieved from <https://dergipark.org.tr/en/pub/esosder/issue/6149/82563>
- Diem-Wille, G. (2001). A therapeutic perspective: the use of drawings in child psychoanalysis and social science. In T. V. Leeuwen & C. Jewitt (Eds.), *Handbook of visual analysis* (pp. 119-133). London, UK: Sage.
- Duruoalp, E. & Aral, N. (2010). Altı yaşındaki çocukların sosyal becerilerine oyun temelli sosyal beceri eğitiminin etkisinin incelenmesi [A study on the effects of play-based social skills training on social skills of six-year-old children]. *Hacettepe Üniversitesi Eğitim Fakültesi Dergisi*, 39(39), 160-172. Retrieved from <https://dergipark.org.tr/en/pub/hunefd/issue/7799/102172>
- Eristi, S. D. (2010). İlköğretim öğrencilerinin resimsel anlatımlarında popüler kültür algısı (norveç çok kültürlü fjell ilköğretim okulu örneği) [Primary school students' popular culture perception in their pictures (the example of multicultural Fjell primary school in Norway)]. *İlköğretim Online*, 9(3), 884-897. Retrieved from <https://hdl.handle.net/11421/11198>
- Ersoy, A. & Turkkın, B. (2009). Perceptions about Internet in elementary school children's drawings. *Elementary Education Online*, 8(1), 57-73. Retrieved from <http://ilkogretim-online.org.tr/index.php/io/article/viewFile/1686/1522>
- Farmer, J. L., Spearman, M., Qian, M., Leonard, A. E. & Rosenblith, S. (2018). Using children's drawings to examine student perspectives of classroom climate in a school-within-a-school elementary school. *The Elementary School Journal*, 118(3), 384-408. Retrieved from <https://www.journals.uchicago.edu/doi/pdfplus/10.1086/696194>
- Glenn, N. M., Knight, C. J., Holt, N. L. & Spence, J. C. (2013). Meanings of play among children. *Childhood*, 20(2), 185-199. <https://doi.org/10.1177/0907568212454751>
- Güven, S. (2017). Determination of the perceptions of primary school students regarding the concept of television. *Journal of Education and Training Studies*, 5(8), 151-166. <https://doi.org/10.11114/jets.v5i8.2554>
- Hsieh, W. M. & Tsai, C. C. (2017). Exploring students' conceptions of science learning via drawing: a cross-sectional analysis. *International Journal of Science Education*, 39(3), 274-298. <https://doi.org/10.1080/09500693.2017.1280640>
- Hsieh, W. M. & Tsai, C. C. (2018). Learning illustrated: an exploratory cross-sectional drawing analysis of students' conceptions of learning. *The Journal of Educational Research*, 111(2), 139-150. <https://doi.org/10.1080/00220671.2016.1220357>
- Hicyilmaz Y. (2015, 7-8 Mayıs). İlköğretim öğrencilerinin günlük yaşantılarında oyun algılarının resim yoluyla incelenmesi [Study of game perception of primary students through pictures in daily life]. Uluslararası Oyun ve Oyuncak Kongresinden sunulmuş bildiri, Erzurum, Türkiye.
- Hicyilmaz, Y., İnci, M. A. & Seven, S. (2015). 7-10 yaş grubu çocukların şiddet algılarının resimler aracılığıyla sosyal güçler bağlamında incelenmesi [Examining the perception of violence of the children between 7-10 ages through the paintings in the context of social forces]. *International Periodical for the Languages, Literature and History of Turkish or Turkic*, 10(15), 503-518. <https://doi.org/7827/TurkishStudies.8535>
- Holt, N. L., Lee, H., Millar, C. A. & Spence, J. C. (2015). 'Eyes on where children play': a retrospective study of active free play. *Children's Geographies*, 13(1), 73-88. <https://doi.org/10.1080/14733285.2013.828449>
- Katz, C. & Hamama, L. (2013). "Draw me everything that happened to you": exploring children's drawings of sexual abuse. *Children and Youth Services Review*, 35(5), 877-882. <https://doi.org/10.1016/j.childyouth.2013.02.007>

- Hicyilmaz, Y. (2020). Investigation of game perceptions of elementary school students through the pictures they draw in the context of social powers. *Cypriot Journal of Educational Science*, 15(2), 369-385. <https://orcid.org/0000-0003-3453-9998>
- Kaya, F., Karakas, L., Pacaci, S. & Erzeybek, M. S. (2017). Devlet ve özel okullarda öğrenim gören çocukların çocuk oyunlarına ilişkin görüşlerinin incelenmesi [The analysis of the opinions of the children in private and public schools regarding children's games]. *Ataturk Üniversitesi Kazım Karabekir Eğitim Fakültesi Dergisi*, 34, 19-29. Retrieved from <https://dergipark.org.tr/en/pub/ataunikkefd/issue/29687/301437>
- Kesicioglu, O. S. & Deniz, U. (2014). Investigation of pre-school children's perception of teacher in their drawings. *Creative Education*, 5(08), 606-613. <https://doi.org/10.4236/ce.2014.58071>
- Kocuyigit, S., Tugluk, M. N. & Kok, M. (2007). Cocugun gelism surecinde egitsel bir etkinlik olarak oyun [Play as educational activity in the child's development process]. *Ataturk Üniversitesi Kazım Karabekir Eğitim Fakültesi Dergisi*, (16), 324-342. Retrieved from <https://dergipark.org.tr/en/download/article-file/31587>
- Lifter, K., Foster-Sanda, S., Arzamarski, C., Briesch, J. & McClure, E. (2011). Overview of play: Its uses and importance in early intervention/early childhood special education. *Infants & Young Children*, 24(3), 225-245. <https://doi.org/10.1097/IYC.0b013e31821e995c>
- Ligorio, M. B., Schwartz, N. H., D'Aprile, G. & Philhour, D. (2017). Children's representations of learning through drawings. *Learning, Culture and Social Interaction*, 12(1), 133-148. doi:10.1016/j.lcsi.2016.12.004
- Malchiodi C. A. (1998) Understanding children's drawings. New York, NY: The Guilford Press.
- Mertala, P. (2016). Fun and games-Finnish children's ideas for the use of digital media in preschool. *Nordic Journal of Digital Literacy*, 11(04), 207-226. Retrieved from https://www.idunn.no/dk/2016/04/fun_and_games_finnish_childrens_ideas_for_the_use_of_dg
- Miller, E. & Kuhaneck, H. (2008). Children's perceptions of play experiences and play preferences: a qualitative study. *American Journal of Occupational Therapy*, 62(4), 407-415. doi:10.5014/ajot.62.4.407
- Ozsoy, S. & Ahi, B. (2014). İlkokul öğrencilerinin geleceğe yönelik çevre algılarının çizdikleri resimler aracılığı ile belirlenmesi. *Kuram ve Uygulamada Eğitim Bilimleri*, 14(4), 1557-1582. Retrieved from <https://docplayer.biz.tr/26068238-Ilkokul-ogrencilerinin-gelecege-yonelik-cevre-algilarinin-cizdikleri-resimler-araciligi-ile-belirlenmesi.html>
- Pilten, P. & Pilten, G. (2013). Okul çağı çocuklarının oyuna ilişkin algılarının değerlendirilmesi. *Mersin Üniversitesi Eğitim Fakültesi Dergisi*, 9(2), 15-31. Retrieved from <https://dergipark.org.tr/en/pub/mersinefd/issue/17383/181536>
- Prensky, M. (2001). Digital game-based learning. New York, NY: McGraw-Hill.
- Rose, T. M., & Unni, E. J. (2018). Using drawings to probe the affective experience of pharmacy students on rotation: a pilot study. *Currents in Pharmacy Teaching and Learning*, 10, 1033-1040. <https://doi.org/10.1016/j.cptl.2018.05.011>
- Sapsaglam, O. (2018). Okul öncesi dönem çocuklarının değişen oyun tercihleri [Changing game preferences of preschool children]. *Journal of Kirsehir Education Faculty*, 19(1), 1122-1135. Retrieved from http://kefad.ahievran.edu.tr/InstitutionArchiveFiles/f44778c7-ad4a-e711-80ef-00224d68272d/d1a3a581-af4a-e711-80ef-00224d68272d/Cilt19Sayi1/313699d5-51d0-45a6-a0c8-f4e49a168e6f_20180427001.pdf
- Saracho, O. N. & Spodek, B. (1995). Children's play and early childhood education: insights from history and theory. *Journal of Education*, 177(3), 129-148. <https://doi.org/10.1177/002205749517700308>
- Seven, S. (2013). Çocuk ruh sağlığı [Child mental health]. Ankara, Turkey: Pegem Akademi Yayınları.
- Swindells, D. & Stagnitti, K. (2006). Pretend play and parents' view of social competence: the construct validity of the Child-Initiated Pretend Play Assessment. *Australian Occupational Therapy Journal*, 53(4), 314-324. doi:10.1111/j.1440-1630.2006.00592.x
- Seker, T. & Sine, R. (2012). Çocuk zihnindeki haber resmi [The news picture in child's mind]. *Global Media Journal*, Spring, 4(2), 118-137. Retrieved from <https://globalmediajournaltr.yeditepe.edu.tr/sites/default/files/Tu%CC%88lay%20S%CC%A7EKER%20-%20Rengim%20SI%CC%87NE.pdf>
- Tas, Y., Aslan, D. & Sayek, I. (2006). Doktorluk mesleğini çocuklar resimlerine nasıl yansıtıyorlar? 7-12 yaş grubu çocuklar arasında yapılmış bir örnek [How do children reflect the "physician" profession to their drawings? an example conducted among children between 7 and 12 years of age]. *Sürekli Tıp Eğitimi Dergisi*, 15(11), 184-191. Retrieved from https://www.researchgate.net/profile/Yasemin_Tas_Torun2/publication/297380851
- Temel, C. & Gullu, M. (2016). Bir beden eğitimi dersi çiz [Draw a physical education lesson]. *Eğitim ve Bilim Dergisi*, 41(183), 351-361. <https://doi.org/10.15390/EB.2016.5106>
- Yasar, M. & Paksoy I. (2011). Çizgi filmlerdeki saldırgan içerikli görüntülerin, çocukların serbest oyunları sırasındaki saldırganlık düzeylerine etkisi [The effects of cartoons with aggressive images on children's aggressiveness level during their free play]. *Cukurova Üniversitesi Sosyal Bilimler Enstitüsü Dergisi*, 20(2), 279-298. Retrieved from <https://dergipark.org.tr/en/pub/cusosbil/issue/4387/60290>
- Weisgram, E. S., Fulcher, M. & Dinella, L. M. (2014). Pink gives girls permission: exploring the roles of explicit gender labels and gender-typed colors on preschool children's toy preferences. *Journal of Applied Developmental Psychology*, 35(5), 401-409. <https://doi.org/10.1016/j.appdev.2014.06.004>
- Yalcin, M. & Erginer, A. (2014). İlköğretim okulu öğrencilerinin okul müdürü algılarına ilişkin yaptıkları çizimler [Primary school students's drawings on the perceptions of school principal]. *Eğitim ve Bilim*, 39(171), 270-285. Retrieved from <https://dergipark.org.tr/en/pub/teb/issue/2014/201406004>

Hicyilmaz, Y. (2020). Investigation of game perceptions of elementary school students through the pictures they draw in the context of social powers. *Cypriot Journal of Educational Science*. 15(2), 369-385. <https://orcid.org/0000-0003-3453-9998>

<http://eb.ted.org.tr/index.php/EB/article/view/2301>

Yavuzer, H. (2005). Resimleriyle cocuk [Child with pictures]. Istanbul, Turkey: Remzi Kitap Evi.

Yıldırım, A. & Simsek, H., (2011). Sosyal bilimlerde nitel araştırma yöntemleri [Qualitative research methods in the social sciences] (8th ed.). Ankara, Turkey: Seckin.

Yılmaz, F. & Kahraman, A. D. (2015). Science and nature perception in the images and pictures of the children. *Procedia-Social and Behavioral Sciences*, 176, 650–658. <https://doi.org/10.1016/j.sbspro.2015.01.523>